


Profoto Softbox

A comparative guide

Profoto Softbox 3' Octa

Comparative guide

Diffuser



Balanced soft light

The standard diffuser gives a wide light spread creating beautiful soft light.

Softgrid



Increased contrast

Gives a tighter light spread that is useful in smaller environments.

Edge Mask



Great for product photography

Creates rim light around the subject.

Profoto Softbox 3' Octa

Comparative guide

Removing the inner diffuser to create hotspots

The light stamp for different diffusers will not give different spread, but removing the inner diffuser can create hotspots with different characteristics.

Diffuser 0.5 f-stop



Diffuser 1 f-stop



Diffuser 1.5 f-stop



Profoto Softbox 3' Octa

Comparative guide

Thinner diffusers allow for less battery

Using the thinner diffuser, the same light stamp could be generated using less power and saving battery life. A thicker diffuser instead creates a softer, more subdued light stamp with less defined shadow and a more uniform light spread.

Diffuser 0.5 f-stop



Diffuser 1 f-stop



Diffuser 1.5 f-stop



Profoto Softbox 2x3' Rectangular

Comparative guide

Diffuser



Balanced soft light

The standard diffuser gives a wide light spread creating beautiful soft light.


Softgrid



Slightly increased contrast

Gives a tighter light spread that is useful in smaller environments.

Edge mask



Great for product photography

Creates rim light around the subject.

Profoto Softbox 1x4' Strip

Comparative guide

Diffuser



Softgrid - Increased contrast.



Strip Mask - Harder light, thinner shadow edge.




Profoto Softbox 1x4' Strip

Comparative guide

Diffuser

Softgrid – Narrower spread.

Strip Mask – Hardens the light.





The light shaping company™